

# WELCOME to Third Grade!

Dear Incoming Third Grade Families,

Welcome! What a year it has been! I am looking forward to working with all of you. In our packet, I have attached a few items to ensure a smooth transition. Included are a supply list, math and reading homework and a summer reading list. All work should be brought into school the first Friday we are at school. It's too much for the first day of school with all the supplies being brought into school.

## Supplies

Please make sure that your child brings all of the needed supplies on their first day of school. We will be organizing the classroom, and it helps if everyone has what they need from day one. Thank you!

## Math

I have attached a Math Packet. One page can be done per week. Just write the answers in the space provided. The children can use scrap paper, but you do not have to hand that in. It is very important that the children practice their addition and subtraction facts throughout the summer. It is vital for success that they know basic addition and subtraction. Every bit of practice helps.

## Reading

The short story sheets must be read and the questions must be completed. All questions must be answered as complete sentences, with correct punctuation. A list of suggested reading books for the summer is also included in the summer work packet. Your child may choose a book that is not included on the list, it just needs to be grade level appropriate. I call it a *Just Right Read*- a book they can read independently. Students must read at least 3 books. They can read more books if they would like. I have attached a book report project, and a book report to do. The third book is for pleasure!

Please send in the completed summer work on the first Friday when we are back at school. Thank you! Enjoy the summer!

Sincerely,

Mrs. Patricia King

## -Third Grade Supply List -

Please make sure that your child's name is on their supplies

- Soft, zippered pencil case to hold their supplies.
- Always have 5 sharpened pencils with erasers ready to use
- Large pink eraser
- Pencil sharpener that can hold the shavings
- Crayons - 24 is plenty
- Colored pencils-12 is plenty
- 1 package of Washable Colored Markers
- 2 Highlighters preferably two different colors
- 2 glue sticks,
- 1 Elmer's liquid glue
- 1 small scissors
- Ruler- with inches and centimeters
- 3 Plastic folders with pockets on bottom, one green, one yellow, you choose the third
- 1 ream of copy paper (500 sheets)
- 1 package of loose leaf paper, wide ruled
- 5 composition notebooks, wide ruled
- 1 small dry erase board (nothing fancy, try 5 Below, or a dollar store)
- Dry erase markers
- Old clean sock to use as an eraser for the dry erase board - or equivalent
- 2 "Jumbo Book Sox" for textbooks
- Please have clear contact paper available at home for all workbooks to be covered
- 2 boxes of tissues
- 1 Clorox wipes \* or equivalent
- 1 package of baby wipes
- 1 Purell hand sanitizer \* or equivalent
- 1 roll of paper towels
- Girls- one box of gallon size baggies with zipper closures
- Boys- one box of quart size baggies with zipper closures
- 1 Pair of headphones, labeled with name on it

Summer Work Checklist for Name: \_\_\_\_\_

**Math Packet**

Sheet 1	Sheet 2	Sheet 3	Sheet 4
Sheet 5	Sheet 6	Sheet 7	

**Reading**

**Books I read:**

**Book 1**

Title: \_\_\_\_\_

Author: \_\_\_\_\_

**Book 2**

Title: \_\_\_\_\_

Author: \_\_\_\_\_

**Book 3**

Title: \_\_\_\_\_

Author: \_\_\_\_\_

Book Project: Date completed \_\_\_\_\_

Book Report: Date completed \_\_\_\_\_

For the third book - all you have to do is read it!! ☺

**Reading Passages**

Friends Helping Friends date completed. \_\_\_\_\_

Hunting for Shark Teeth date completed. \_\_\_\_\_

(Please attach this to the beginning of your Packet when you hand it in. Thank you!)

Add:


1.  $33 + 54 =$  \_\_\_\_\_

2.  $65 + 19 =$  \_\_\_\_\_

Subtract:

3.  $82 - 71 =$  \_\_\_\_\_

4.  $57 - 29 =$  \_\_\_\_\_



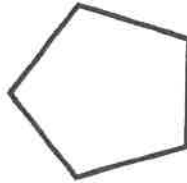
5. Fill in the missing number.

$33 + \underline{\quad} = 100$

6. Compare the two numbers by writing  $>$ ,  $<$ , or  $=$  in the circle.

**458** ○ **485**

7. Name this shape.

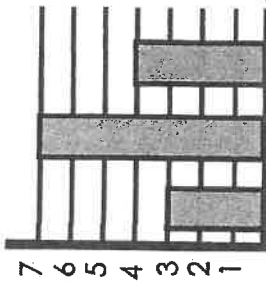


8. The school has two 3rd grade classes. Each class has 22 students. There are 50 seats in the cafeteria. How many extra seats are there when they go to lunch?

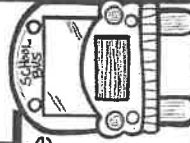


9. How many more students ride the bus than bike to school?

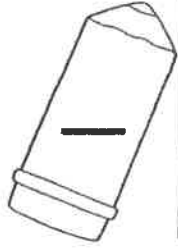
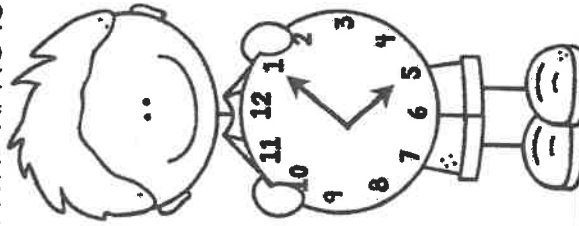
How Students Get to School



walk bike



10. What time is it?



#	answer
1	
2	
3	
4	
5	
6	
7	
8	
9	
10	



Add:


1.  $15 + 32 + 23 =$  \_\_\_\_\_

2.  $59 + 38 =$  \_\_\_\_\_

Subtract:

3.  $90 - 30 =$  \_\_\_\_\_

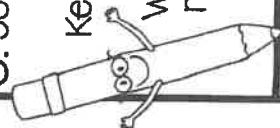
4.  $58 - 39 =$  \_\_\_\_\_



5. Josh has 54 pencils.

Ken has 63 pencils.

Who has an even number of pencils?



6. Write this number in expanded form.

**617**

7. Divide the rectangle into 8 squares.

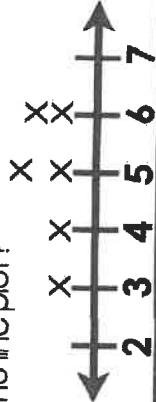


8. There are ninety bikers that leave the school each day. Forty-three go right and the rest go left. How many bikers turn left?



9. Jim measured pencils and made this table.

Pencil	Length (inches)
1	5 inches
2	3 inches
3	5 inches
4	4 inches
5	4 inches
6	6 inches
7	6 inches

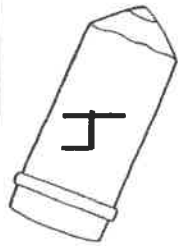
Which number does he need to put an X over to complete the line plot?



10. This is an inch ruler. How long is the crayon?



#	answer
1	
2	
3	
4	
5	
6	
7	
8	
9	
10	



Add:

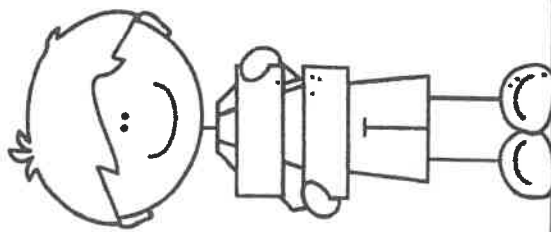
1.  $46 + 43 =$  \_\_\_\_\_

2.  $27 + 64 =$  \_\_\_\_\_

Subtract:

3.  $76 - 64 =$  \_\_\_\_\_

4.  $53 - 35 =$  \_\_\_\_\_

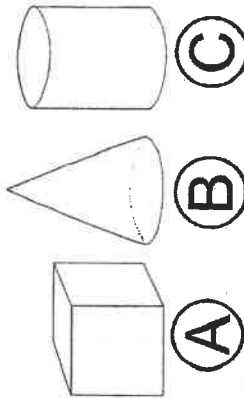


5. Is the equation true or false?  
 $32 + 23 = 40 + 15$

6. What is the value of the digit 3?

534

7. Which is a cube?




8. There are 12 kids on the swings, 34 playing tag, and 26 playing hopscotch. How many kids are there in all?

9. How many fewer students are there in room 8 than room 7.

Students in The Third Grade Classes

room 6	
room 7	
room 8	


10. What time is it?



#	answer
1	
2	
3	
4	
5	
6	
7	
8	
9	
10	

Name: \_\_\_\_\_

Date: \_\_\_\_\_ # \_\_\_\_\_



Add:


1.  $15 + 43 =$  \_\_\_\_\_

2.  $65 + 28 =$  \_\_\_\_\_

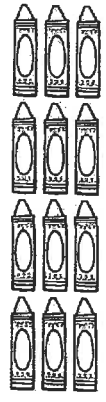
Subtract:

3.  $94 - 63 =$  \_\_\_\_\_

4.  $78 - 49 =$  \_\_\_\_\_



5. Write an equation to show how many crayons.

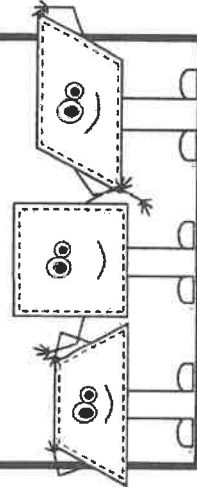


\_\_\_\_\_ + \_\_\_\_\_ + \_\_\_\_\_ = \_\_\_\_\_

6. Write the number below in numerals.

two hundred eighty-nine

7. How many sides do quadrilaterals have?



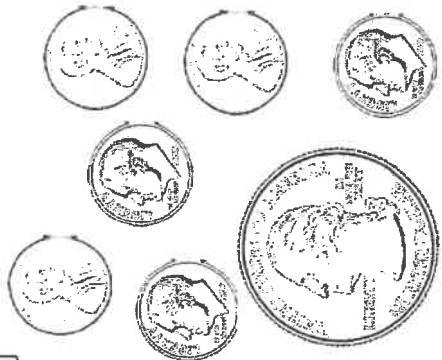
8. The class did math for 38 minutes. They read for 32 minutes more than they did math. How many minutes did they read?

9. How many students took part in the survey?

**Favorite Subject**

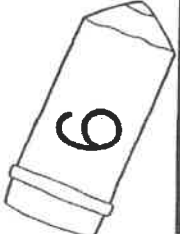
social studies	
reading	
writing	

10. How much money is shown below?



#	answer
1	
2	
3	
4	
5	
6	
7	
8	
9	
10	

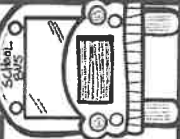
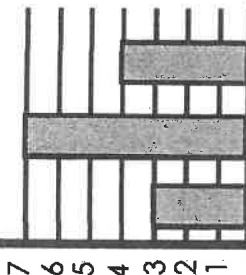




#	answer
1	
2	
3	
4	
5	
6	
7	
8	
9	
10	

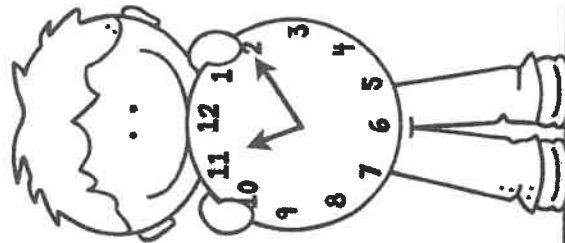
9. How many kids participated in the survey?

How Students Get to School



walk bus bike

10. What time is it?



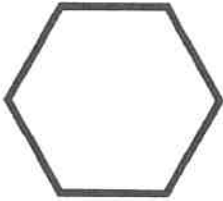
5. Fill in the missing number.

$65 + \underline{\quad} = 100$

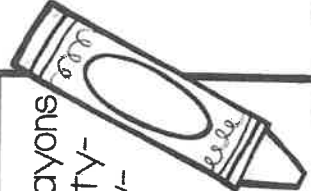
6. Compare the two numbers by writing  $>$ ,  $<$ , or  $=$  in the circle.

$410 \bigcirc 401$

7. Name this shape.



8. There are 100 crayons in the bucket. Twenty-four are red, thirty-nine are green. The rest are blue. How many blue crayons are in the bucket?



Add:


1.  $93 + 7 = \underline{\quad}$

2.  $43 + 68 = \underline{\quad}$

Subtract:

3.  $56 - 13 = \underline{\quad}$

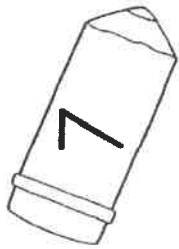
4.  $70 - 45 = \underline{\quad}$



Name: \_\_\_\_\_

Date: \_\_\_\_\_

# \_\_\_\_\_



Add:


1.  $62 + 27 =$  \_\_\_\_\_

2.  $81 + 29 =$  \_\_\_\_\_

Subtract:

3.  $49 - 26 =$  \_\_\_\_\_

4.  $98 - 69 =$  \_\_\_\_\_




5. Find the difference between 47 and 53?



6. Count by 100s. Which number comes next?

300, 400, 500, 600, \_\_\_\_\_

7. How many quadrilaterals?



8. Tim has 89 stickers. Maya has 24 fewer stickers than Tim. How many stickers does Maya have?

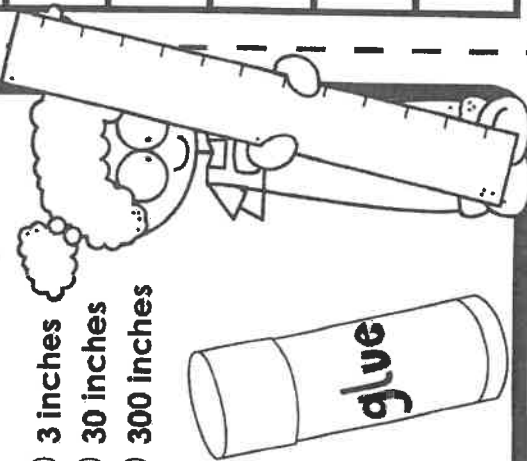
9. How many more students would rather paint than use crayons?

**Favorite Art Supply**

crayon	marker	paint

10. Which is the best estimate for the length of a glue stick?

- (A) 3 inches
- (B) 30 inches
- (C) 300 inches



#	answer
1	
2	
3	
4	
5	
6	
7	
8	
9	
10	

## Some Suggestions for Summer Reading

### Grade 3—Lexile Level 420—820

- **420 Lexile Level**
  - *Arthur Plays the Blues* by Marc Brown
  - *Baseball Pals* by Matt Christopher
  - *Cinderella's Rat* by Susan Meddaugh
  - *Listen Up! Alexander Graham Bell's Talking Machine* by Monica Kulling
  - *Martin Luther King, Jr.* by Lola Schaefer
  - *Soupy Saturdays with the Pain and the Great One* by Judy Blume
- **470 Lexile Level**
  - *Abe Lincoln At Last* by Mary Pose Osborne
  - *Horrible Harry and the Green Silme* by Suzy Kline
  - *Tales of a Fourth Grade Nothing* by Judy Blume
  - *Skylark* by Patricia MacLachlan
  - *Eleanor Everywhere* by Monica Kulling
- **520 Lexile Level**
  - *Allen Jay and the Underground Railroad* by Marlene Brill
  - *Dive! A Book of Deep-Sea Creatures* by Melvin Berger
  - *Ella Fitzgerald* by Andrea Pinkney
  - *Luba and the Wren* by Patricia Polacco
  - *School Days* by Laura Ingalls Wilder
- **570 Lexile Level**
  - *The True Story of the Three Little Pigs by A. Wolf* by John Scieszka
  - *Ellie McDoodle* by Ruth Barshaw
  - *The Wright Brothers at Kitty Hawk* by Donald Sobol
  - *Who Was Helen Keller* by Gare Thompson
  - *Stanley in Space* by Jeff Brown

- **620 Lexile Level**
  - *Davy Crockett* by Alleen Parks
  - *The Egyptian Cinderella* by Shirley Climo
  - *Christopher Columbus* by Peter and Connie Roop
  - *Red Riding Hood Takes Charge* by Tony Bradman
  - *M.C. Higgins, the Great* by Eve Bunting
- **670 Lexile Level**
  - *Ella Enchanted* by Gail Levine
  - *Lon Po Po* by Ed Young
  - *Thomas Edison* by George Sullivan
  - *Who Was Jackie Robinson?* By Gail Herman
  - *Clementine, Friend of the Week* by Sara Pennypacker
- **720 Lexile Level**
  - *The BFG* by Roald Dahl
  - *Who Was Walt Disney* by Whitney Steward
  - *Who Was George Washington* by Robert Edwards
  - *Amber Brown Is NOT a Crayon* by Paula Danzinger
  - *Volcanoes!* by Eric Arnold
- **770 Lexile Level**
  - *Booker T. Washington* by Suzanne Slade
  - *If You Lived in Alaska Territory* by Nancy Levinson
  - *Walk Two Moons* by Sharon Creech
  - *Throw Your Tooth on the Roof* by Selby Beeler
  - *Too Many Pumpkins* by Linda White
- **820 Lexile Level**
  - *Ramona the Brave* by Beverly Cleary
  - *Who Was Dr. Seuss?* by Janet Pascal
  - *By the Shores of the Silver Lake* by Laura Ingalls Wilder
  - *Secrets of the Mummies* by Harriett Griffey
  - *Sukey and the Mermaid* by Robert San Souci

# Book Report Mobile

## Materials Needed

Hanger  
String/Yarn  
White or light colored paper  
Glue or stapler  
Hole punch or tape

You may choose any fiction book to read. It should be a *Just Right Read* – which means that you are able to read the book by yourself.

## Directions

1. Cut out paper cloud shapes like the ones shown in the example.
2. Assemble the mobile from top to bottom by following the steps A through G.

## Steps for Assembly




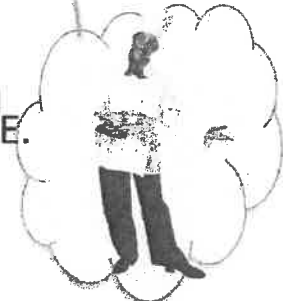
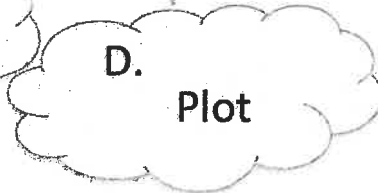


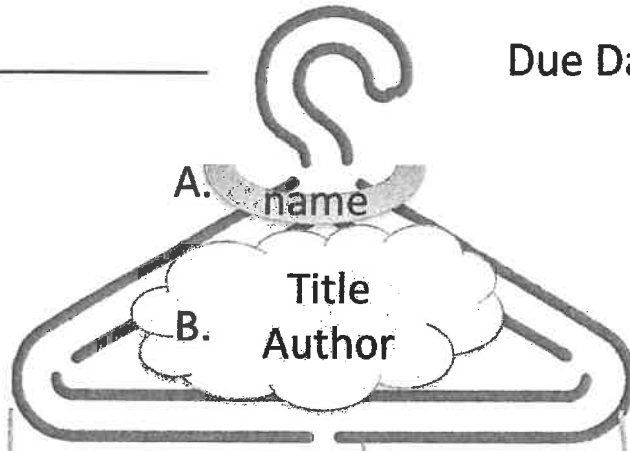
- A) Write your name on a strip of paper. Glue it or staple it into a loop and hook it over the top of the hanger.
- B) Write the title and author on a cloud. Hang it from the center of the hanger.
- C) Label a cloud "Setting." On the back write where and when the story took place. Hang it in the center, under the title/author cloud.
- D) Label one cloud "Character," and one cloud "Plot." Hang one on the left side of the hanger and one on the right side of the hanger.
- E) Hang one cloud for each main character in the book from the cloud labeled "Characters." Draw the character on the front and write the character's name on the back, along with one sentence about the character.
- F) Have three clouds hang from the "Plot" cloud. On the fronts draw pictures of what happened at the beginning, middle and end of the story. On the backs write a short description.
- G) Have a smaller cloud hang from each character. Draw an object on that cloud that goes with each character. Label the object on the back.

ALL SUMMER WORK SHOULD BE BROUGHT INTO SCHOOL ON THE FIRST FRIDAY WE ARE THERE. THE MOBILES WILL BE DISPLAYED AT SCHOOL.

# Book Report

NAME \_\_\_\_\_

Due Date \_\_\_\_\_



# BOOK REPORT

Name: \_\_\_\_\_ Date: \_\_\_\_\_

Book Title: \_\_\_\_\_

Author: \_\_\_\_\_ # of Pages: \_\_\_\_\_

Who are the book's main characters?



\_\_\_\_\_

\_\_\_\_\_

\_\_\_\_\_

\_\_\_\_\_

Draw a picture of your favorite part of the book.

Write a brief summary of the book. Be sure to relate the beginning, middle, and end of the story.

\_\_\_\_\_

\_\_\_\_\_

\_\_\_\_\_

\_\_\_\_\_

What was your favorite part of the story?

\_\_\_\_\_

\_\_\_\_\_

\_\_\_\_\_

Did you like this book? Why or why not?

\_\_\_\_\_

\_\_\_\_\_

Name: \_\_\_\_\_

## Friends Helping Friends

By Kelly Hashway

Jared put on his coat and backpack and walked out of school to catch his bus home. His backpack weighed him down with all the materials he needed to finish his science fair project this weekend.



"Hey, Jared!" Carlos yelled, running up to him. "My dad's running the park clean-up this weekend. Can you help out?"

"Um..." Jared knew he didn't have time to help, but he didn't want to disappoint Carlos. "I guess I can."

"Great. Thanks!" Carlos said, waving goodbye.

Jared stepped onto the bus and took his seat. He was going to have to stay up late tonight to work on his project so he could help Carlos in the morning.

"Jared," Chianne said, sitting down next to him. "I've been looking for you. I have to walk Mrs. Vanderhoof's dogs this weekend. Do you think you could help me?"

"Um..." Jared knew Mrs. Vanderhoof's dogs had to be walked three times a day. How would he manage to fit that in on top of everything else? "I guess I can."

"Great!" Chianne waved goodbye as the bus pulled up to their stop.

Jared's backpack felt even heavier as he walked into the house and flopped down on the couch.

"Rough day?" his mother asked.

"More like rough weekend. I have to finish my science fair project, help Carlos with the park clean-up, and help Chianne walk Mrs. Vanderhoof's dogs."



"Sounds like you agreed to too many things this weekend," his mother said.

"I know, but Carlos and Chianne are my friends. I couldn't say 'no' to them. I didn't want to let them down." Jared stared at his mom. "What should I do?"

"I'm glad you want to help your friends, but you need to have time for your own things, too."

Jared knew she was right. "Maybe I can tell Carlos I can only help for two hours in the morning. And I can probably help Chianne walk Mrs. Vanderhoof's dogs early in the morning, but not at lunchtime or in the evening." Jared's stomach flopped. "Mom, do you think they'll get mad?"

"They're your friends. Tell them you need time to finish your science fair project. They'll understand."

Jared nodded and got the phone. He told Carlos and Chianne the truth. As soon as he hung up, he turned to his mom. "They're fine with it, and they both offered to help with my project, too."

"I knew it would work out," Mom said.

Jared smiled. "Yeah, because friends help each other out."

Name: \_\_\_\_\_

# Friends Helping Friends

By Kelly Hashway



1. What did Jared want to do to help Carlos?

---

---

2. What did Jared want to do to help Chianne?

---

---

3. How did Jared feel when he arrived home from school?

- |            |                |
|------------|----------------|
| a. excited | b. hurt        |
| c. angry   | d. overwhelmed |

4. Why was Jared nervous about calling his friends?

- a. He was afraid they would be upset with him for not helping enough.
- b. He was afraid they would ask him to do even more.
- c. He was worried that they would not help him with his science project.
- d. He was worried that his friends would not answer the phone.

5. Are Carlos and Chianne being good friends to Jared? Tell why or why not.

---

---

---

---

Name: \_\_\_\_\_

# Friends Helping Friends

By Kelly Hashway



Match each vocabulary word on the left with the definition on the right.

- |                    |   |
|--------------------|---|
| 1. ____ disappoint | a. complete                             |
| 2. ____ probably   | b. sofa                                 |
| 3. ____ finish     | c. let down                             |
| 4. ____ offered    | d. looked at with eyes wide open        |
| 5. ____ couch      | e. promised                             |
| 6. ____ evening    | f. likely                               |
| 7. ____ agreed     | g. time of day before bedtime           |
| 8. ____ stared     | h. showed a willingness to help someone |

◆ Now try this: Find each of the words above in the story and highlight them.



Name: \_\_\_\_\_



# Hunting for Shark Teeth

by Kelly Hashway

Trina squished her toes in the wet sand. She'd spent every morning that week searching the beach for a shark tooth. Everyone said Myrtle Beach was famous for shark teeth. But Trina hadn't found a single one.

Something pointy and T-shaped caught her eye. She reached for it and held it up against the shark tooth necklace her parents had bought her at one of the tourist shops. It wasn't exactly the same, but it kind of looked like a shark tooth.

"Did you find one?" her father asked.

Trina shrugged. "It looks like a shark tooth, but it might just be a seashell."

"Let me see," her father said, reaching for it. He brought it up to his face and turned it all around. Then he held it up to the sun and examined it some more. "It could be a shark tooth."

Trina didn't want to be unsure. She wanted a shark tooth. And not one that her parents bought at a store. She had to find one for herself.

Her father held it out to her. "Here."

"If we can't be sure it's a shark tooth, then I don't want it," Trina said.

Her father patted her shoulder and put the possible shark tooth in his pocket. Trina

continued searching among the seashells. Out of the corner of her eye, she saw her father walk a little way down the beach. Trina searched and searched. But all she found were shells and a broken sand dollar.

"Trina, it's time to go in," her mother said, folding up the beach chair.

"Just a few more minutes," Trina said.

"Sorry, honey. We have reservations for brunch, and you need to get all that sand off you before we go."

Trina stood up and brushed the sand from her shorts. She'd be leaving in the afternoon, so this was her last chance to find a shark tooth. She stared at the beach and sighed.

"Trina!" her father said, running up to her. "I asked a few people on the beach if they thought this was a shark tooth and they all said it could be. I think you should keep it." He handed the tooth to her.

Trina ran her finger over the sharp point at the top. Maybe it was a shark tooth. Maybe it wasn't. Either way it was pretty cool looking, and she had found it herself.

"Yeah, I think I will keep it."

#### About the Author

### Kelly Hashway



Kelly Hashway's latest book, *May the Best Dog Win*, is now available!

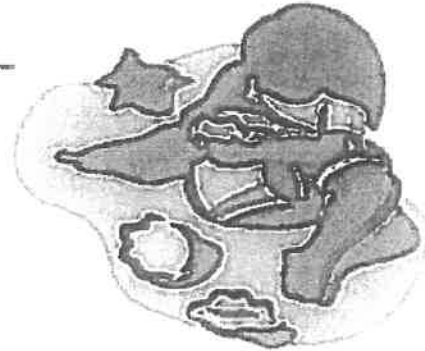
Dash has the perfect life until the Super Sweeper 5000 shows up. Sweeper runs all over the house sucking up the leftover food scraps, and he even gets his own room! But Dash won't give up his place as the favorite dog without a fight.

Hashway, Kelly. *May the Best Dog Win*. ISBN: 9780984589081

Name: \_\_\_\_\_

# Hunting for Shark Teeth

by Kelly Hashway



1. On what beach does this story take place?

\_\_\_\_\_

2. Which fact is true, according to the story?

- a. Trina already has a shark tooth.
- b. Trina has been searching for seashells.
- c. Trina has collected many shark teeth.
- d. At the end of the story, Trina knew she had found a real shark's tooth.

3. Is Trina on vacation, or does she live by the beach? Explain how you know.

\_\_\_\_\_  
\_\_\_\_\_  
\_\_\_\_\_

4. Does this story take place in the morning or evening? Explain.

\_\_\_\_\_  
\_\_\_\_\_  
\_\_\_\_\_

5. What type of story is this?

- a. science fiction
- b. biography
- c. fantasy
- d. realistic fiction

